

LEVEL 1

LET'S HAVE FUN



Zeszyt ćwiczeń do nauki języka angielskiego



CHARATONIK
ACADEMY

Wrocław, 2022

TABLE OF CONTENTS

HOW ARE YOU?	1
colour RHYMES 1	3
number RHYMES 2	6
RHYMES 3	9
TOYS	12
RHYMES 4	16
FAMILY	19
RHYMES 5	21
OPPOSITES	24
RHYMES 6	27
BODY PARTS	31
CLOTHES	36
NUMBERS	40
FOOD	42
FRUIT AND VEGETABLES	45
PLURALS	47
DO YOU LIKE...?	49
PRONOUNS	52
TO BE	53
WHERE IS...?	55
ARTICLES	57

HOW ARE YOU?



HAPPY



SAD



ANGRY




GREAT




GOOD



WONDERFUL



SCARED



NOT SO GOOD



TIRED




SLEEPY



HUNGRY

1. Listen and draw. Postuchaj i narysuj.



2. Complete the words. Uzupełnij literkami.

H _ PP _

_ NGR _

T _ R _ D

W _ ND _ RF _ L

GR _ _ T

G _ _ D

SL _ _ P _

SC _ R _ D

N _ TS _ G _ _ D

H _ NGR _

HOW ARE YOU?

1. Match. Połącz.

great



good

wonderful

angry

tired

scared



sad

happy

sleepy

hungry

not so good

2. Find the words. Odszukaj wyrazy.

E G L U I S H T K H B M A R Q
 B W N J E L B E S C L J A A Y
 B N P R K E Z D J C U X C Q B
 H O J S R E G H H S A D P S B
 L T Y E E P R S A K E C O C T
 X S V H S Y E Z P C T I D A L
 S O T P H X A U P M J E H R D
 F G A R P B T R Y B U P D E Z
 W O N D E R F U L Z G O O D D
 B O G R I K B S I U X Y S O H
 V D R V H Z S Z M X T I M W C
 S J Y E Z W Z Z U K I B Q I W
 B L L W Q L Q R J B X J
 S B H H U N G R Y E Q K Q W
 I P K L D Z E C X D M X R K

sad

happy

sleepy

hungry

not so good

great

good


wonderful

angry

tired

scared


colour RHYMES 1




WHITE




NIGHT



RED




BED



GREEN



BEAN



BLACK




BACK



PINK




DRINK



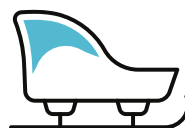
BLUE



GLUE




GREY




SLEIGH

1. Read and colour. Przeczytaj i pokoloruj.




colour RHYMES 1

2. Listen and draw. Postuchaj i narysuj.




2. Label the pictures. Podpisz obrazki.

NIGHT BEAN BACK DRINK GLUE SLEIGH




3. Match. Połącz.



PINK
GREEN
RED
BLUE
GREY
WHITE
BLACK

NIGHT
DRINK
GLUE
BED
BACK
BEAN
SLEIGH



colour RHYMES 1

3. Read and draw. Przeczytaj i narysuj.

A BLUE BED

A YELLOW NIGHT

A PINK SLEIGH

A GREEN DRINK

A BLACK GLUE

A GREY BEAN



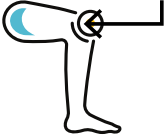




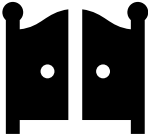


A RED BACK

A PINK PENCIL

A BLUE TABLE

A GREEN PEN

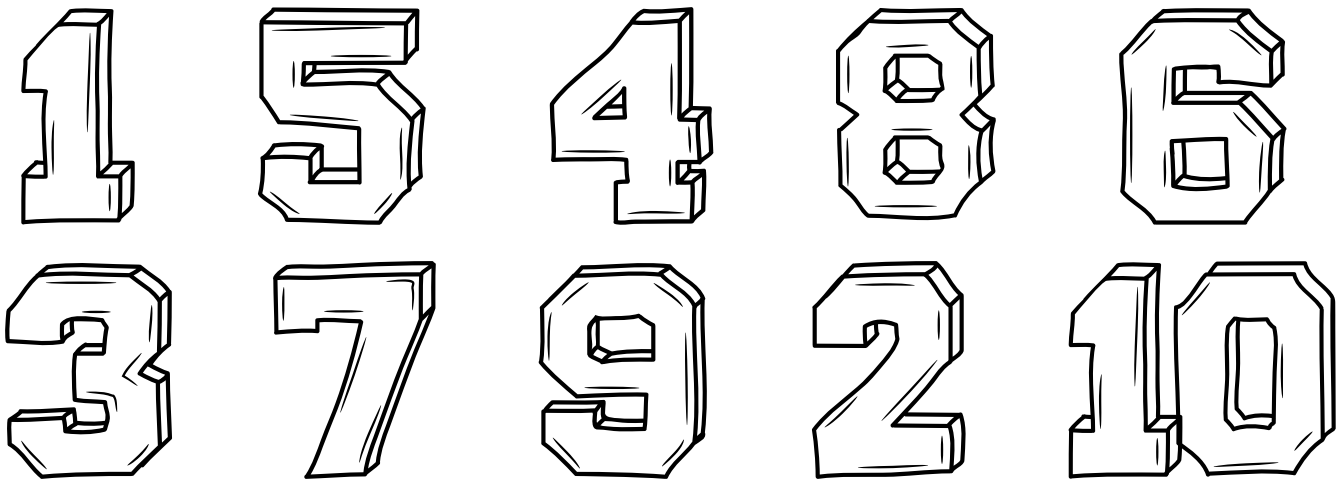
number RHYMES 2

1	ONE		RUN
2	TWO		SHOE
3	THREE		KNEE
4	FOUR		DOOR
5	FIVE		DRIVE
6	SIX		BRICKS
7	SEVEN		HEAVEN
8	EIGHT		GATE
9	NINE		FINE
10	TEN		PEN

number RHYMES 2

1. Listen and colour.



Posłuchaj i pokoloruj.



2. Complete the rhymes. Uzupełnij rymy.

_____ - KNEE TEN - _____ _____ - GATE
NINE - _____ _____ - SHOE FOUR - _____
_____ - RUN _____ - DOOR _____ - BRICKS
THREE - _____ SEVEN - _____ TWO - _____

3. Read and draw. Przeczytaj i narysuj.

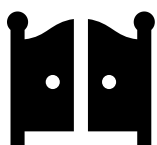


number RHYMES 2

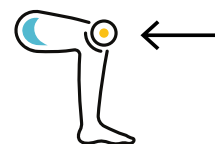
4. Match the rhymes and label the pictures.

Dopasuj rymy i podpisz obrazki.

RUN SHOE KNEE DOOR DRIVE BRICKS
HEAVEN GATE FINE PEN



1



2




3



4



5



6




7



8




9




10



RHYMES 3



A FAN



A CAN



A FAN ON A CAN



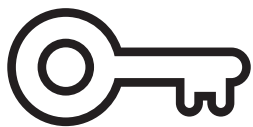
A BEAR



A CHAIR



A BEAR ON A CHAIR



A KEY



A PEA



A PEA WITH A KEY

1.Complete. Uzupełnij literki.

C _ N

C _ A _ R

_ EA


_ EAR


F _ N

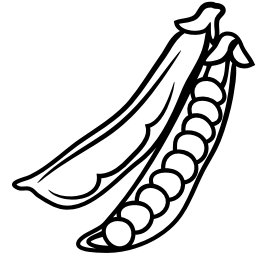
K _ _

RHYMES 3


2. Listen, colour and label. Postłuchaj, pokoloruj i podpisz


















3. Match. Połącz.







- A BEAR WITH A KEY
- A PEA IN A CAN
- A FAN UNDER THE CHAIR
- A CAN ON A BEAR


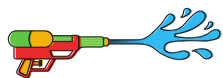
- A BEAR ON CHAIR
- A PEA WITH A KEY
- A FAN ON A CAN
- A PEA ON A CHAIR

RHYMES 3

4. Read and draw. Przeczytaj i narysuj.



TOYS



WATER
GUN

RUBBER
DUCK

DOLL

SPACESHIP

TEDDY
BEAR

ROBOT



DINOSAUR

BUILDING
BLOCKS

TOY TRAIN

SUBMARINE

BALL

ROCKING
HORSE

1. Circle the correct word. Zakreśl odpowiedni wyraz.



DOLL

DOLL

SUBMARINE

DOLL

SPACESHIP

BALL

DINOSAUR

ROCKING HORSE

WATER GUN

DINOSAUR

BUILDING BLOCKS

TEDDY

BUILDING BLOCKS

TEDDY

TEDDY



DOLL

RUBBER DUCK

SPACESHIP

BALL

DOLL

BALL

WATER GUN

DINOSAUR

SPACESHIP

TEDDY

RUBBER DUCK

TEDDY

ROBOT

DINOSAUR WATER GUN

TOYS

2. Write the words in correct spots. Wpisz wyrazy w odpowiednie miejsca.

doll	spaceship	rocking horse	water gun
rubber duck	robot	building blocks	toy car
toy train	ball	dinosaur	teddy bear
			submarine

1.

2.

3.

4.

5.

6.

7.

8.

9.

10.

11.

12.

13.

TOYS

3. What toys have you got? Draw and write.

Jakie masz zabawki? Narysuj i napisz.



I have got a_____

4. Look at the smiley faces and answer the questions.

Popatrz na buźki i odpowiedz na pytania Yes, I have lub No, I haven't.

Have you got a spaceship?



Have you got a robot?



Have you got a water gun?



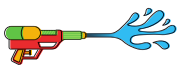
Have you got a spaceship?



Have you got a rocking horse?



5. Label the pictures. Podpisz obrazki.



W_TE_GU_




TO_T_A_N



_U_LDI_G
B_OC_S



RO_KIN_
HO_S_



R_B_T



D__OS_U_



TE_ _Y
B_A_



R_ _BER
D_ _K





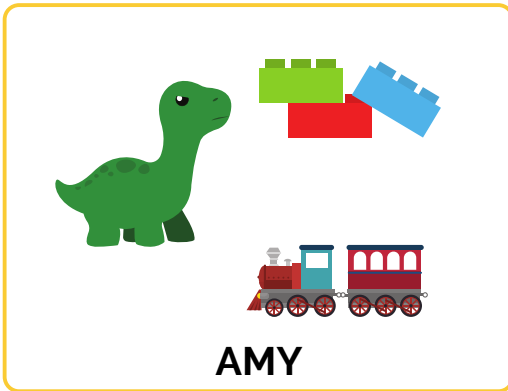
SU_M_R_ _E



S_ _CE_HI_

TOYS

6. Look at the pictures and write. Popatrz na obrazki i napisz.



Amy has got _____
Johnny has got _____
Betty has got _____
Steve has got _____

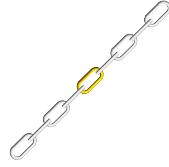
7. Answer the questions. Odpowiedz na pytania.

Has Amy got a toy train? _____
Has Steve got a water gun? _____
Has Betty got a teddy bear? _____
Has Johnny got a robot? _____
Has Amy got _____?
Has Betty got _____?
Has Johnny got _____?
Has Steve got _____?


RHYMES 4




A TRAIN



A CHAIN




A CHAIN ON A TRAIN




A HEN



A PEN



A HEN WITH A PEN



A PIG



A WIG



A PIG IN A WIG

1. Unscramble. Rozszyfruj.

GPI _____

ENP _____

NEH _____

IGW _____

INRAT _____

AICNH _____


RHYMES 4

2. Guess and label. Zgadnij i podpisz.

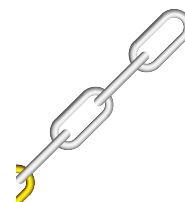






















3. Listen and draw. Posłuchaj i narysuj.



RHYMES 4

4. Draw and write. Narysuj i podpisz.



FAMILY



MOMMY



DADDY




BABY



SISTER



BROTHER



GRANDMA
GRANDPA



AUNT



UNCLE



PETS



FRIEND

1. Find the words. Znajdź wyrazy.

Y	P	A	D	U	B	Y	T	A	R	G	P	D	E
M	B	E	D	A	T	S	P	T	N	E	R	R	R
M	T	T	T	B	D	I	N	E	N	A	N	N	T
O	I	R	U	S	T	S	G	U	D	T	U	N	R
M	R	A	N	E	A	T	T	R	M	S	B	N	G
A	O	A	C	D	N	E	T	B	A	B	Y	S	T
M	N	D	L	N	A	R	N	N	D	N	N	N	S
D	O	D	E	Y	I	Y	S	R	M	E	R	F	G
N	R	S	A	P	D	N	A	R	G	P	U	T	D
A	M	A	B	R	O	T	H	E	R	D	S	D	G
R	E	D	B	T	B	T	D	N	E	I	R	F	R
G	B	O	O	Y	E	Y	L	G	Y	A	U	R	A
N	D	A	I	F	M	D	P	R	P	N	P	R	D
R	D	R	D	A	D	D	Y	M	D	S	I	M	R

BABY
UNCLE
SISTER
AUNT
DADDY
MOMMY
GRANDPA
BROTHER
FRIEND
GRANDMA
PETS


FAMILY

2. Read. Przeczytaj.



This is my family.
My mum is tall.
My dad is strong.
My grandma is weak.
My grandpa is old.
I've got a brother.
My brother is happy.
I've got a sister.
My sister is young.

3. Write and draw your family. Napisz na narysuj swoją rodzinę.



This is my _____

RHYMES 5



A FROG



A DOG



A FROG ON A DOG



A SNAKE




A CAKE



A CAKE ON A SNAKE



A BOY



A TOY



A BOY WITH A TOY

1. Find and write. Znajdź słówka i napisz.

doghfgcakevnsfvboydnjasnakesvjfrogfhkxmtoydchb

RHYMES 5

2. Complete. Uzupełnij literki.

A F _ OG ON A D _ G

BO _

SN _ KE

_ AKE

A CA _ E ON A _ NAKE

A DO _

FR _ G

T _ Y

A _ OY WITH A TO _

3. Complete rhymes. Uzupełnij słówka.

_ _ _ _ WITH A TOY

A BOY WITH A _ _ _





A CAKE ON A _ _ _ _ _

_ _ _ _ _ ON A DOG

_ _ _ _ _ ON A SNAKE




A FROG ON A _ _ _

4. Colour the pictures and describe them. Pokoloruj i opisz.



A frog is...

5. Ask your friend and colour. Zapytaj i pokoloruj.




What colour is ...?


RHYMES 5

6. Listen and draw. Postuchaj i narysuj.


1




2




3




4




5



6



OPPOSITES



BIG



SMALL



BAD



GOOD



CRY



LAUGH



SLOW



FAST



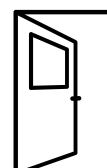
YOUNG



OLD



CLOSED



OPEN



ADULT



CHILD



SAD



HAPPY



HOT



COLD



SHORT



LONG



BEAUTIFUL



UGLY



CLEAN



DIRTY

1.Match. Dopasuj przeciwieństwa.

BEAUTIFUL

SLOW

ADULT

SHORT

GOOD

OLD

DIRTY

LAUGH

OPEN

COLD

HOT

CRY

CLEAN

CLOSED

BAD

FAST

YOUNG

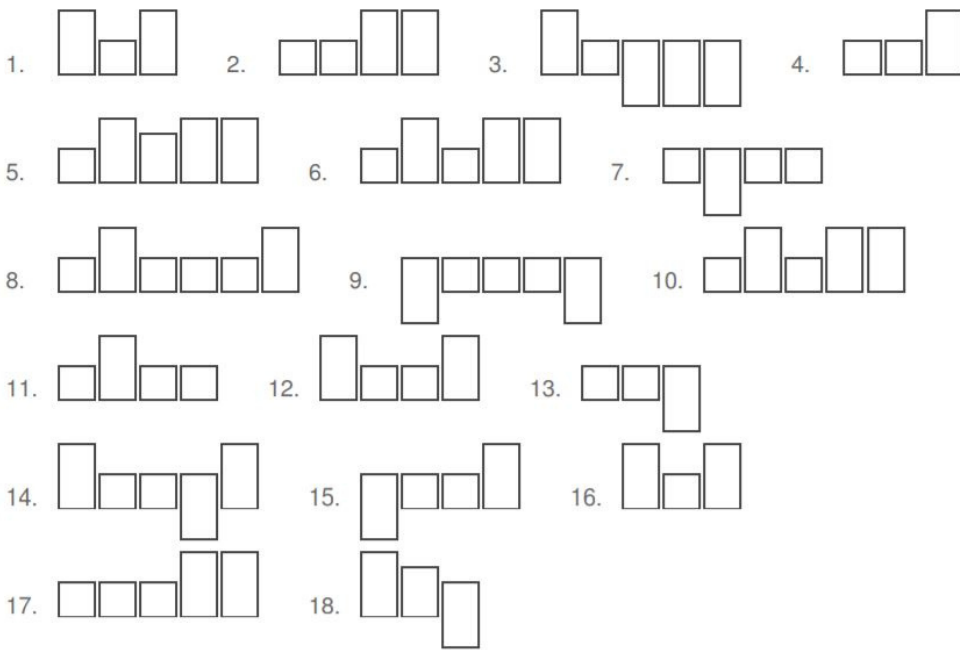
UGLY

LONG

CHILD


OPPOSITES

2. Match. Dopasuj.



- | | |
|-------|-------|
| good | sad |
| child | adult |
| happy | big |
| slow | laugh |
| cold | cry |
| small | hot |
| fast | open |
| young | adult |

3. Match the opposites. Połącz przeciwieństwa.



OPPOSITES

4. Unscramble the words. Rozszyfruj wyrazy.

- | | | | |
|-----------|-----------|------------|-------------|
| 1. GIB | b _ _ | 10. FATS | f _ _ _ |
| 2. MALLS | s _ _ _ _ | 11. OY·GUN | y _ _ _ _ |
| 3. THO | h _ _ | 12. DOL | o _ _ |
| 4. CLOD | c _ _ _ | 13. DOLCES | c _ _ _ _ _ |
| 5. DAB | b _ _ | 14. NOPE | o _ _ _ |
| 6. GO·DO | g _ _ _ | 15. DA·ULT | a _ _ _ _ |
| 7. RYC | c _ _ | 16. CH·LID | c _ _ _ _ |
| 8. HA·LUG | l _ _ _ _ | 17. ADS | s _ _ |
| 9. OWLS | s _ _ _ | 18. PA·HYP | h _ _ _ _ |

5. Label the pictures. Podpisz obrazki.



RHYMES 6



A DUCK




A TRUCK



A DUCK BEHIND
A TRUCK



A MONKEY



A DONKEY



A MONKEY AND
A DONKEY



A TROLL



A BOWL



A TROLL IN
A BOWL



A MAN



A PAN



A MAN WITH
A PAN

1.Complete. Uzupełnij literki.

A D _ CK

A TR _ LL

A TR _ CK

A D _ NK _ Y

A M _ NK _ Y

A B _ WL

A M _ N

A P _ N

RHYMES 6

2. Write the missing rhymes. Napisz brakujące rymy

A FROG _____

A CAKE _____

A MAN _____

A TROLL _____

A DUCK _____

A MONKEY _____

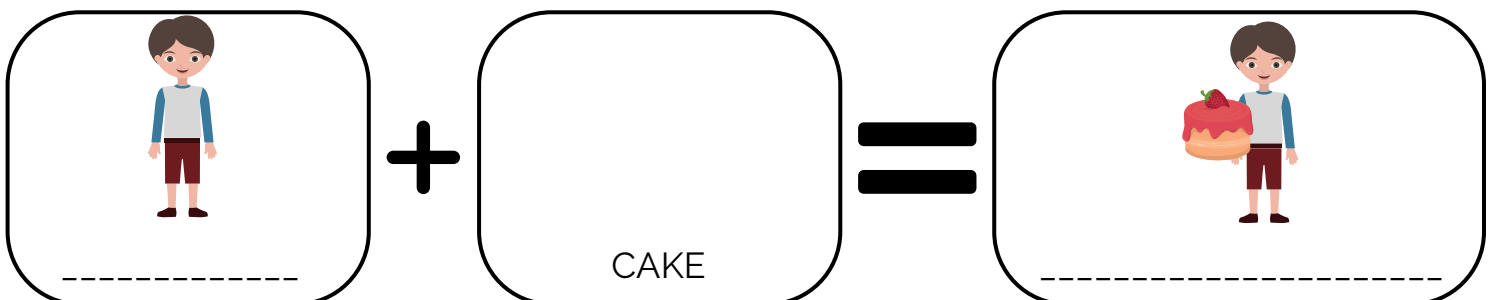
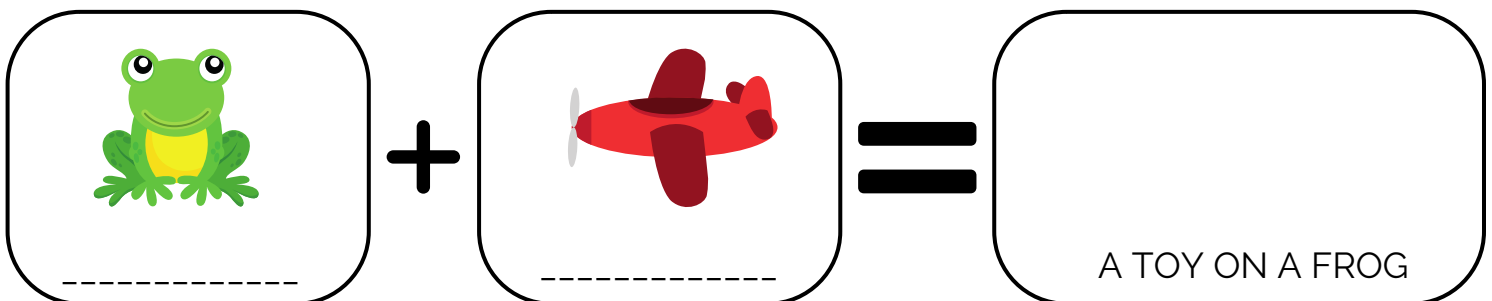

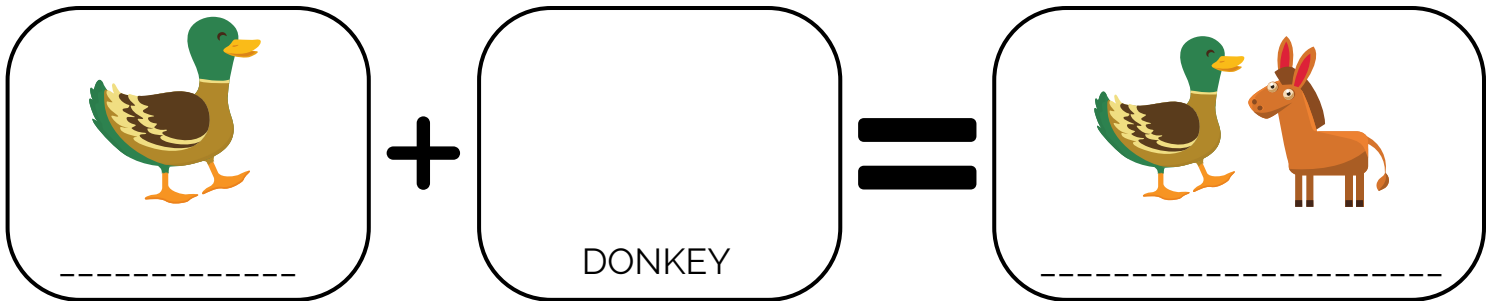
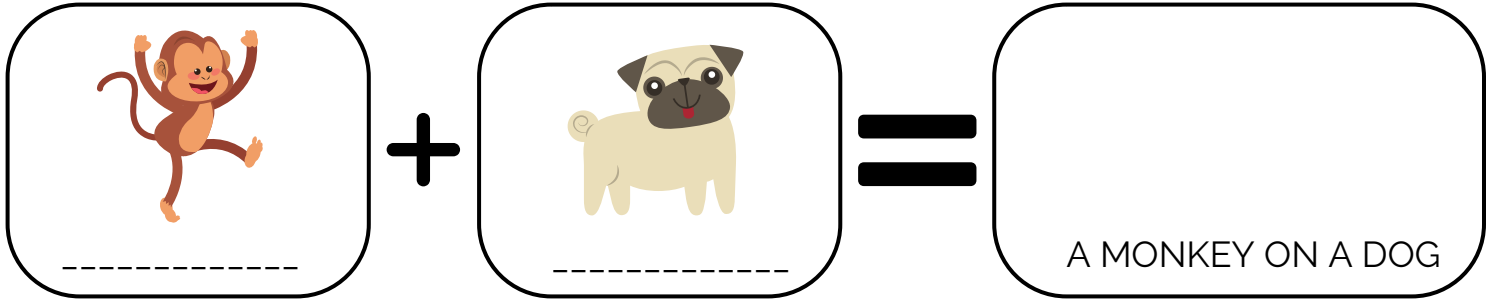
3. Find as many words as you can. Znajdź wyrazy.

Y	G	G	L	F	E	H	N	N	L	R	O	O	T
K	I	G	G	W	E	P	A	H	E	M	W	R	U
G	A	A	T	N	P	F	P	Y	D	N	N	I	A
S	N	A	K	E	P	R	I	O	S	I	P	K	G
O	D	O	G	M	Y	O	I	M	T	T	S	F	A
H	P	K	M	G	A	G	L	W	R	N	T	N	A
A	E	A	R	T	E	N	L	T	A	A	C	G	C
I	N	P	D	O	N	K	E	Y	I	A	A	P	A
R	B	H	Y	B	P	K	G	M	N	R	K	I	P
N	O	O	R	E	O	T	C	N	O	C	E	G	D
A	C	C	Y	P	U	W	I	U	O	N	Y	S	U
I	E	N	I	O	H	A	L	B	R	I	K	I	G
T	R	O	L	L	H	C	C	O	K	T	K	E	O
D	O	D	U	C	K	G	A	O	T	O	Y	H	Y

- HEN
- DUCK
- TRUCK
- CAKE
- DONKEY
- WIG
- PAN
- CHAIN
- PEN
- MONKEY
- SNAKE
- BOY
- MAN
- TRAIN
- TOY
- TROLL
- DOG
- FROG
- PIG
- BOWL

RHYMES 6

4. Look and complete. Popatrz i uzupełnij tuki.



CHALLENGE

WRITE ALL THE RHYMES YOU CAN REMEMBER.
YOU HAVE 5 MINUTES.

Napisz wszystkie rymy, jakie pamiętasz.
Masz na to 5 minut.

BODY PARTS



ARM



EAR



FINGER



KNEE




TEETH



NECK



FOOT



NOSE



BACK



HAIR



HAND



EYE



MOUTH

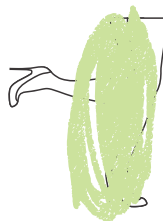



FACE




LEGS

3. Label the pictures. Podpisz obrazki.



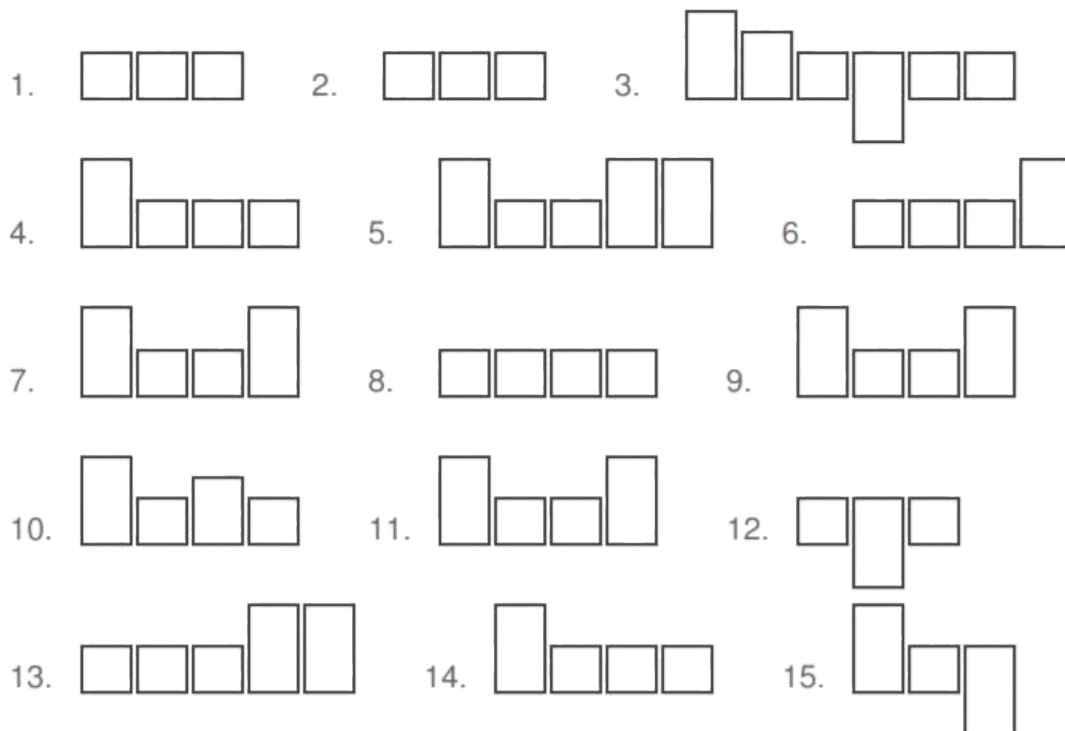
BODY PARTS

2. Find the words. Znajdź wyrazy.



- ARM
- NECK
- HAND
- EAR
- FOOT
- EYE
- FINGER
- NOSE
- MOUTH
- KNEE
- BACK
- FACE
- TEETH
- HAIR
- LEG

1. Match the names with word shapes. Wpisz wyrazy w odpowiednie miejsca.



- ear
- arm
- finger
- hair
- eye
- hand
- teeth
- knee
- neck
- mouth
- face
- foot
- nose
- leg
- back


BODY PARTS

4. Label the picture. Podpisz obrazek.




BODY PARTS

5. **Read and draw.** Przeczytaj i narysuj.



I'm Steve, the monster.
I've got five pink legs
and three yellow arms.
I've got blue hair
and black eyes.
I've got small ears.
I've got a big belly.
I've got glue
in my schoolbag.

6. **Complete sentences and draw.** Uzupełnij zdania i narysuj.



I'm _____, the monster.
I've got _____ legs and
_____ arms.
I've got _____ hair and
_____ eyes.
I've got _____ ears.
I've got _____ belly.
I've got _____ in my
schoolbag.

BODY PARTS

6. Complete sentences and use HAVE GOT OR HAVEN'T GOT.

Uzupełnij zdania i wykorzystaj HAVE GOT lub HAVEN'T GOT.

I _____ two eyes.

I _____ a long tail.

I _____ a big red nose.

I _____ ten fingers.

I _____ a long hair.

I _____ five legs.

I _____ two ears.

I _____ two feet.

I _____ blue eyes.


I _____ seven arms.

7. Draw and describe your monster, then listen and draw your friend's monster.


Narysuj i opisz swojego potwora, następnie posłuchaj i narysuj potwora kolegi lub koleżanki.

I HAVE GOT...

My monster



My friend's monster



CLOTHES



SHOES



DRESS



SKIRT



TROUSERS



T-SHIRT



JACKET



UNDERPANTS



SOCKS



SCARF



HAT



GLASSES



UMBRELLA



SUNGLASSES



RAINCOAT



WELLIES



TIGHTS



WATCH



SWIMSUIT / TRUNKS

1. Label the pictures. Podpisz obrazki.

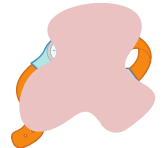




















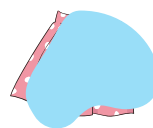












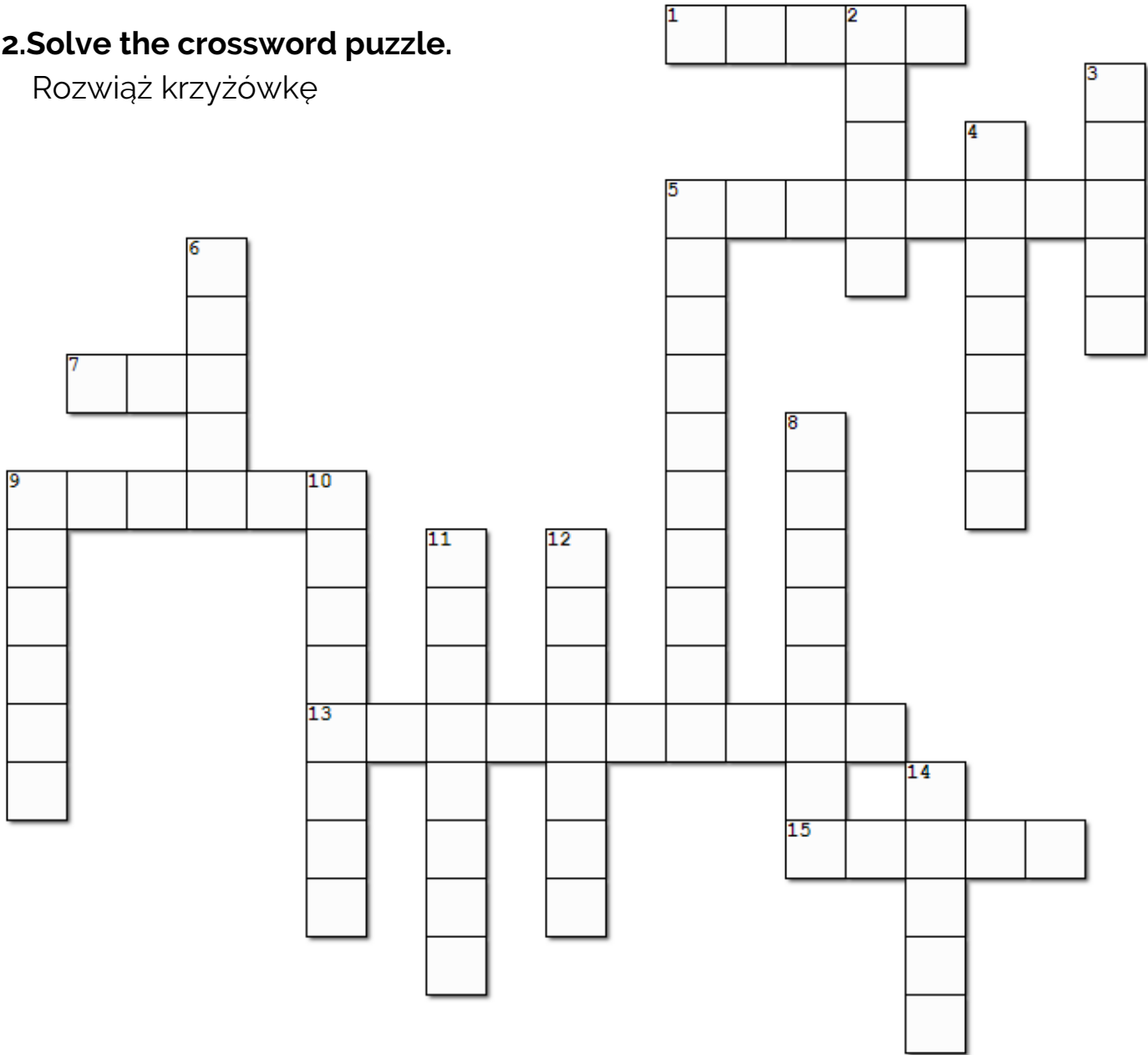




CLOTHES

2. Solve the crossword puzzle.

Rozwiąż krzyżówkę



CLOTHES

3. Listen to your teacher and circle the correct option.

Posłuchaj swojego nauczyciela i weź w kółko właściwą odpowiedź.

1



5



2



6



3



7



4




8



4. What are they wearing? Write.

Co oni mają na sobie? Napisz.



CLOTHES

5. What are you wearing today? Draw and write.

Co masz dziś na sobie? Narysuj i napisz.



I'm wearing _____

I'm wearing _____

I'm wearing _____

I'm wearing _____

I'm wearing _____

6. What is your friend wearing today? Listen. Draw and write.

Co ma na sobie twój kolega/twoja koleżanka? Postuchaj. Narysuj i napisz.

This is _____


He/she's wearing _____

He/she's wearing _____

He/she's wearing _____

He/she's wearing _____

He/she's wearing _____



NUMBERS 1 - 20

1	one	11	eleven
2	two	12	twelve
3	three	13	thir teen
4	four	14	four teen
5	five	15	fif teen
6	six	16	six teen
7	seven	17	sevent een
8	eight	18	eigh teen
9	nine	19	nin eteen
10	ten	20	twenty

1. Write. Podpisz.

twenty
sixteen
fourteen

eleven
thirteen
eighteen

seventeen
fifteen
nineteen
twelve

11- _____

12- _____

13- _____

14- _____

15- _____

16- _____

17- _____

18- _____

19- _____

20- _____

NUMBERS

2. Do the maths. Rozwiąż równania.

eleven + one = _____ two + five = _____

six + ten = _____

seven + ten = _____

nine + six = _____

eleven + four = _____

eight + five = _____

three + seven = _____

thirteen + five = _____

ten + five = _____

nineteen + one = _____

twelve + four = _____

3. Match the names with the numbers. Połącz liczby z napisami.

twenty
sixteen
fourteen

eleven
thirteen
eighteen

seventeen
fifteen
nineteen
twelve

15

18

11

12

19

13

14

20


16

17

FOOD



BREAD



SANDWICH




PIZZA




CHEESE




EGG



CHIPS



HAM



BUTTER



CHICKEN



SAUSAGE



ICE CREAM



WAFFLE



LOLLY



CAKE



CUPCAKE



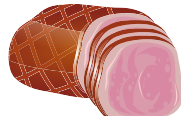










1. Put the names into correct boxes. Wpisz nazwy jedzenia w tabelkę.

LUNCH








DESSERT

FOOD

2. Match the pictures with the names. Połącz obrazki z napisami.

		EGG		
		ICE CREAM	PIZZA	
		CHEESE	CHICKEN	
		CHIPS	CAKE	
		BUTTER	BREAD	
		CHICKEN	SANDWICH	
		SAUSAGE	LOLLY	
		HAM		
		WAFFLE		
		BREAD		
		CUPCAKE		
		SANDWICH		
		LOLLY		


3. Fill in the letters. Uzupełnij literki.

			
BR_A_	S_N_W_ _H	CH_ _SE	E_G
			
B_T_ER	C_IC_E_	S_U_A_E	LO_ _Y

FOOD

4. Write the words into correct spots.

Wpisz wyrazy w odpowiednie miejsca.



bread
chips
ice cream
sandwich
ham
waffle
pizza
butter
lolly
cheese
chicken
cake
egg
sausage
cupcake

5. Find the words. Znajdź wyrazy.

BREAD
CHIPS
ICE CREAM
SANDWICH
HAM
WAFFLE
PIZZA
BUTTER
LOLLY
CHEESE
CHICKEN
CAKE
EGG
SAUSAGE
CUPCAKE

Z	M	U	B	S	A	N	D	W	I	C	H
R	Z	L	W	R	C	H	E	E	S	E	L
X	N	Z	K	G	E	B	U	T	T	E	R
S	K	C	W	E	C	A	S	C	D	I	X
W	A	T	H	C	H	R	D	H	E	E	R
L	A	U	U	W	I	S	N	I	I	C	D
R	O	F	S	N	P	F	O	C	L	U	K
V	I	Q	F	A	S	O	L	K	O	P	G
O	N	K	F	L	G	D	J	E	L	C	C
A	E	G	G	Z	E	E	H	N	L	A	A
I	C	E	C	R	E	A	M	A	Y	K	K
U	K	P	I	Z	Z	A	E	M	M	E	E

FRUIT AND VEGETABLES



PEAS



POTATO



CARROT




PEPPER




MUSHROOM



LEMON



RASPBERRY



ONION



TOMATO



ORANGE



STRAWBERRY




APPLE



WATERMELON



PEAR



CHERRY

1. Put the names into correct boxes.

Wpisz nazwy jedzenia w tabelkę.

FRUIT

VEGETABLES

FRUIT AND VEGETABLES

2. Circle the correct word. Zakreśl odpowiedni wyraz.



PEAS
PEAR
POTATO



CARROT
ONION
POTATO



PEAS
CARROT
STRAWBERRY



APPLE
PEPPER
LEMON



ORANGE
PEAR
MUSHROOM



WATERMELON
PEAR
LEMON



APPLE
PEAR
LEMON



TOMATO
CHERRY
ONION




ONION
TOMATO
LEMON



ORANGE
PEAR
LEMON



WATERMELON
PEAR
STRAWBERRY



STRAWBERRY
RASPBERRY
LEMON



WATERMELON
PEAR
LEMON

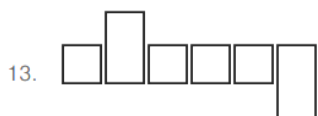
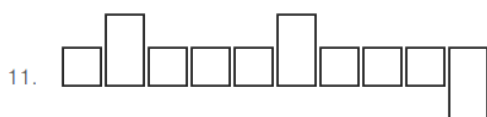
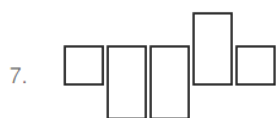
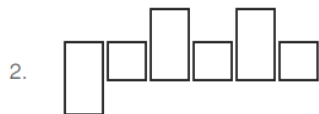


WATERMELON
PEAR
CHERRY



CHERRY
PEAR
LEMON

3. Write the words into correct spots. Wpisz wyrazy w odpowiednie miejsca.



tomato
apple
carrot
strawberry
peas
potato
lemon
onion
watermelon
pepper
pear
mushroom
cherry
orange

PLURALS

1. Match. Połącz.

	<input type="radio"/>	cat		<input type="radio"/>	leg
	<input type="radio"/>	books		<input type="radio"/>	flower
	<input type="radio"/>	rat		<input type="radio"/>	boxes
	<input type="radio"/>	rats		<input type="radio"/>	box
	<input type="radio"/>	cats		<input type="radio"/>	flowers
	<input type="radio"/>	book		<input type="radio"/>	legs

2. Circle the correct option. Zakreśl poprawną odpowiedź.



rat
rats



dog
dogs



flower
flowers



leg
legs



book
books



cat
cats



box
boxes

3. Write the plural form. Napisz wyrazy w liczbie mnogiej.

one dog → two _____

one cat → two _____

one rat → two _____

one book → two _____

one flower → two _____

one leg → two _____

PLURALS

1. Write the plural form and draw. Napisz liczbę mnogą i narysuj.

1 apple

2 **apples**

1 potato

2 _____

1 sandwich

3 _____

1 lemon

3 _____

1 pear

2 _____

1 cupcake

2 _____

1 lolly

4 _____

1 cherry

4 _____

1 carrot

2 _____

1 cake

2 _____

1 egg

5 _____

1 sausage

5 _____

1 chicken

2 _____

1 watermelon

2 _____

1 tomato

3 _____



1 orange

3 _____

DO YOU LIKE...?

1. Look at the picture and complete sentences.

Popatrz na obrazki i uzupełnij zdania.



I LIKE

I like.....

I like.....

I.....

I.....

.....

.....

.....

I DON'T LIKE

I don't like.....

I don't like.....

I don't

I.....

.....

.....

.....

DO YOU LIKE...?

1. Answer the questions and use YES, I DO or NO, I DON'T.

Odpowiedz na pytania i wykorzystaj YES, I DO lub NO, I DON'T.


- Do you like onions? _____
- Do you like bananas? _____
- Do you like apples? _____
- Do you like pizza? _____
- Do you like eggs? _____
- Do you like lollies? _____

2. Ask and write YES/NO. Zapytaj kolegów i koleżanek i napisz.

Do you like...	you	Friend 1	Friend 2	Friend 3	Friend 4
apples?					
bananas?					
eggs?					
onions?					
lollies?					

3. Look, draw 😊 or ☹️ and say.

Popatrz, zaznacz 😊 lub ☹️ i powiedz.





DO YOU LIKE...?

4. Look and say. Popatrz i powiedz.

I   but I  

I   but I  

I   but I  

I   but I  

5. Now write your own ideas.

PRONOUNS

1. Label the pictures. Podpisz obrazki.

we • I • she • they • you • it • he • you



2. Fill in the gaps. Uzupełnij luki.

My dog is big. → ____ is big.

My mum is pretty. → ____ is pretty.

My grandpa is old. → ____ is old.

Mum and dad are teachers. → ____ are teachers.

Amanda is sleepy. → ____ is sleepy.

The baby is small. → ____ is small.

My sister and I are best friends. → ____ are best friends.

Patrick is hungry. → ____ is hungry.

Jessica and James are at school. → ____ are at school.

Your rabbit is white. → ____ is white.

TO BE

1.Match. Połącz.

I you she he

AM

IS

ARE

it we you they

I you she he

'M NOT

ISN'T

AREN'T

it we you they

2.Choose the correct option. Wybierz poprawną odpowiedź.

1. Clara **are/is/am** my best friend.
2. John and I **am/is/are** very good pupils.
3. He **is/am/are** a small boy.
4. We **is/am/are** from Poland.
5. It **is/am/are** a bee.
6. A dog **is/am/are** brown.
7. Maya **is/am/are** a bee.
8. You **is/am/are** old.
9. My dad **is/am/are** a doctor.
10. They **is/am/are** my friends.

TO BE


3. Answer the questions with Yes, I am or No, I'm not.

Odpowiedz na pytania. Użyj **Yes, I am** lub **No, I'm not**.

- Are you good?
- Are you hungry?
- Are you sleepy?
- Are you wonderful?
- Are you 6 years old?
- Are you 7 years old?
- Are you Marta?

4. Match. Połącz.

He's Sam. We're 8 years old! It's angry. They're 70 years old.



He's tired. She's Lily. I'm a student.

5. Follow the example and write about yourself. Przeczytaj i napisz o sobie.


My name is Tom. I'm 8 years old. I'm not hungry today. I'm great today. I like bananas but I don't like chicken. I have got a dog but I haven't got a cat.

My name is I'm ____ years old. I'm not today. I'm today. I like but I don't like I have got but I haven't got


WHERE IS...?




IN



UNDER



BEHIND



IN FRONT
OF



BETWEEN



ON

1. Read and draw. Przeczytaj i narysuj.

The ball is under the bed.

The dog is behind the car.

The doll is on the red box.

The water gun is on the table.

The rocking horse is in the room.



WHERE IS...?

3. Look at the picture and circle the correct option.

Spójrz na obrazek i zakreśl poprawną odpowiedź.



The rubbish bin is **on / in / under** the desk.

The dress is **on / between / behind** the bed.

The flower is **behind / in / under** the desk.

The chair is **behind / in front of / between** the desk and the wardrobe.

The books are **on / behind / under** the wardrobe.

The rubbish is **between / in / in front of** the rubbish bin.

4. Read and draw. Przeczytaj i narysuj.

The t-shirt is in the washing machine.

The teddy bear is between the washing machine and the bath.

The toilet paper is under the toilet.

The dog is sleeping on the carpet.

The troll is behind the toilet.

The rocking horse is in the bath.

The clock is on the wall.

The cat is in the toilet.


The frog is in front of the washing machine.



ARTICLES

1. Put a/an and colour the words.

Napisz a/an i pokoloruj słowa.



---- banana

---- apple

---- egg

---- cucumber

---- tomato

---- teddy bear

---- chair

---- orange

---- umbrella

---- dog

---- dress

---- girl

---- fat cat

---- man

---- duck

---- elephant

---- plane

---- eye

2. Look around. What can you see? Draw!

Rozejrzyj się. Co widzisz wokół siebie? Narysuj!

A

AN

CHALLENGE

What words can you remember? Write.
Napisz wszystkie wyrazy, które pamiętasz.